

Spinomed® V/Spinomed® II

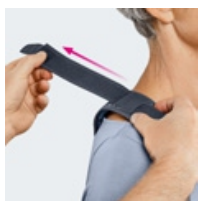
medi

Back orthosis for vertebral extension in osteoporosis and strengthening of the core musculature

QUALITY FEATURES



Effortless donning and doffing thanks to pre-shaped shoulder straps.



Belt system for straightening and pain relief in accordance with therapeutic needs.



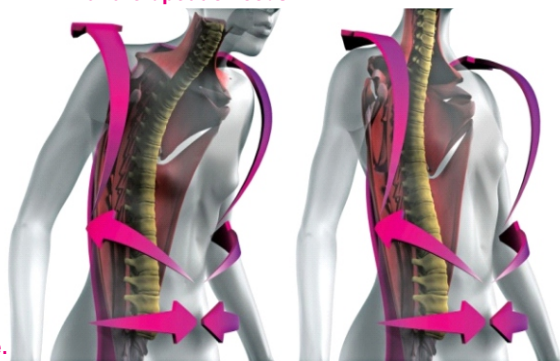
Swivel joints on the abdominal fastener allows optimised fit.



Pivot joint for optimum freedom of movement, secure fit and high wearing comfort.



Back splint can be cold-formed without tools for individual adaptation to the spine.



Bio-feedback mechanism for postural correction



Tool-free fastening of the strap eyelets.



CE Mark

Spinomed® – V with pivot joint

NEW



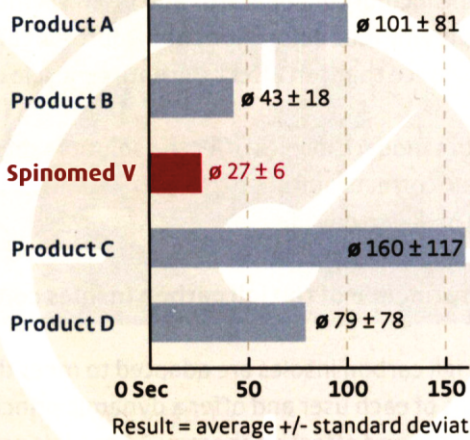
₹ 27228/- pc



QUICK APPLICATION



27 seconds



- Strengthen the back and abdominal muscles within six months (by up to 72% and 56%)
- relieve pain (by up to 47%).
- reduce the kyphosis angle (by up to 11%).
- reduce the tendency to sway (by up to 23%).

Ref. : Friedrich-Alexander University, Erlangen-Nuremberg, conducted a randomised, controlled and partially blind study (Kemmler, W : Study on the Spinomed Back Brace with regard to Swaying and Compliance compared with Competitors', 2014, unpublished). One of the study's most important endpoints was individual handling of the orthoses (n=19).

Spinomed® II

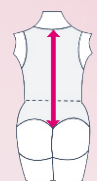
UPDATED



₹ 22524/- pc



Scientifically proven effectiveness - The evidence based study of Spinomed® was published in the "American Journal of Physical Medicine & Rehabilitation", edition March 2004., 83:177-186 Authors: Michael Pfeifer, MD; Bettina Begerow, PhD; Helmut W Minne, MD



	Measure	XS	S	M	L	XL*	XXL*
back length (cm)	bL	up to 42	41 - 48	47 - 54	53 - 60	59 - 66	65 - 72

Measurement: Length from below C7 to sacrum along spinal curvature



PUSHPANJALI medi India Pvt Ltd

MEDICAL COMPRESSION | ORTHOPEDICS | PHYSIOTHERAPY | REHABILITATION



SCAN FOR MORE DETAILS